




The Tree Terminator Grande will cut up to a 20-inch diameter tree. It can be used anywhere as a valuable tool for clearing trees - everything from forest harvesting and thinning to cleaning up overgrown pastures.

## FEATURES AND SPECIFICATIONS

- Will cut a 20-inch diameter tree or large clumps of thick brush at ground level
- Leaves minimal ground disturbance
- Includes a brush guard with screen
- Approximately four cycles per minute
- 3-inch pins with hardened bushings
- Adjustable blades which can be sharpened
- Weight: 2050 pounds
- Hydraulic cylinders: 6-inch bore, 10-inch stroke
- Blades: Machined 3/4-inch high-carbon steel, 24-inch length with 28-inch opening
- Hydraulic pressure: Minimum 2200 PSI to Maximum 5000 PSI
- Minimum 10-gallon per minute flow
- Warranty: Two-year warranty on all welded components (excluding hoses)
- Sprayer, swivel and grapple options available



**GENERAL  
IMPLEMENT**  
DISTRIBUTORS




**TREE X TERMINATOR**  
BY GRACE MANUFACTURING

**THE ORIGINAL**



The original Tree Terminator tree shear will cut up to 14- inch diameter trees. It is designed to withstand continued use to give years of trouble-free operation.



## FEATURES AND SPECIFICATIONS

- Cuts a 14- inch diameter hardwood tree at ground level
- Use for thinning or clearing overgrown pastures
- Leaves minimal ground disturbance
- Includes a brush guard with screen
- Approximately four cycles per minute
- 2 1/2-inch pins with hardened bushings
- Adjustable blades which can be sharpened
- Weight: 1400 pounds
- Hydraulic cylinders: 5-inch bore, 8-inch stroke
- Blades: Machined 3/4-inch high-carbon steel, 10 1/2-inch length with a 20-inch opening
- Hydraulic Pressure: Minimum 2200 PSI to Maximum 5000 PSI
- Minimum 10-gallon per minute flow
- Warranty: Two-year warranty on all welded components (excluding hoses).
- Sprayer, swivel, and grapple options available



## ROTATING TREE SHEAR

ground level trees and limbs up to 8 inches in diameter. The Rotating Tree Shear can be operated from the comfort of your skid steer, tractor, backhoe, or excavator, rotating 90 degrees to trim limbs and cycling quickly back 90 degrees for ground level cuts.

The heavy duty and streamlined design will allow the shear to slide under fence rows to easily cut an 8-inch tree up to 6-feet away, on the other side of the fence.

Do you have limbs hanging over your fence-line making it difficult to mow next to your fence? The Tree Terminator Rotating Tree Shear measures 9-feet from the mounting plate to the tip of the blades. This allows most users to cut limbs with ease 20-feet or more from the ground.


### FEATURES AND SPECIFICATIONS

- Cuts an 8-inch tree in one bite at ground level
- Cuts an 8-inch limb in one bite
- Clean cut with minimal ground disturbance
- Extremely fast cycle time
- Adjustable blade that can be sharpened
- Two-year warranty on all welded components
- Hydraulic Pressure: Minimum 2000 psi to Maximum 3500 psi
- Standard hard wired swivel with wireless remote option available
- Weight: 800 pounds
- Mounts available for a variety of power units





## FEATURES AND SPECIFICATIONS




- Pulls a 5-inch diameter tree and the roots
- Use to clean up fence rows and to pull fence posts
- No stump left behind for resprouting
- Minimal ground disturbance
- Weight: 450 pounds
- Hydraulic cylinders: 3-inch bore, 8-inch stroke
- Hydraulic pressure: Minimum 1800 PSI to maximum 3500 PSI



## TREE TERMINATOR II

### FEATURES AND SPECIFICATIONS

- Cuts a 5-inch diameter hardwood tree at ground level
- Use to clean up small overgrowth
- Minimal ground disturbance
- Approximately six cycles per minute
- 1 3/4-inch pins with hardened bushings
- Single blade which can be sharpened and adjusted
- Weight: 650 pounds
- Hydraulic cylinders: 4-inch bore, 8-inch stroke
- Blades: Machined 5/8-inch high-carbon steel
- Hydraulic pressure: Minimum 1800 PSI to maximum 3500 PSI
- Sprayer and swivel options available
- Warranty: 2 years on all welded components (excluding hoses)







## Grapple Attachment

- All of our equipment is compatible with many brands of skid steer loaders and tractors.



## Sprayer Kit

**4 3/4-gallon steel spray tank with 12-volt pump for spraying roots after cutting.**

- All of our equipment is compatible with many brands of skid steer loaders and tractors.



## Swivel Hitch

- All of our equipment is compatible with many brands of skid steer loaders and tractors.

Prices Effective as of 3-24



## LIST PRICE SHEET

		<b>Weight</b>	
		<b># per unit</b>	<b>List</b>
<b><u>Brush Control Equipment:</u></b>			
TT8000	20" Tree Terminator Grande Shear	2050	\$14,304.76
TT4000	14" Tree Terminator Tree Shear	1400	\$10,675.50
RTS8HW	8" Hyd. Rotating w/ Hard-Wire Cntrl 20"	850	\$6,580.61
TTCG20	Grande W/ Citrus Grapple Option	2350	\$19,661.13
<b><u>Tree Shear Options:</u></b>			
GRA	Grapple	300	\$4,140.82
SPK	Sprayer 4.75 gal.	70	\$900.18
SPK2	Dual tanks 9.50 gal.	120	\$1,126.49
SPKSS	Stainless 4.75 gal.	70	\$1,447.74



Prices and Specifications may be subject to change without notice. Prices do not include shipping or setup.